



NEW YORK PHP

[Download
Presentation](#)



Introduction to AMP Technology Setup and Development with Windows 2000

**NYPHP Internal Presentation
October 23, 2002**

Presented by Daniel Kushner



Overview

- Installing Apache
- Installing PHP
- Installing Zend Studio
- Installing MySQL

<http://www.nyphp.org><http://apache.org><http://mysql.com><http://php.net>10/23/02



Overview (cont.)

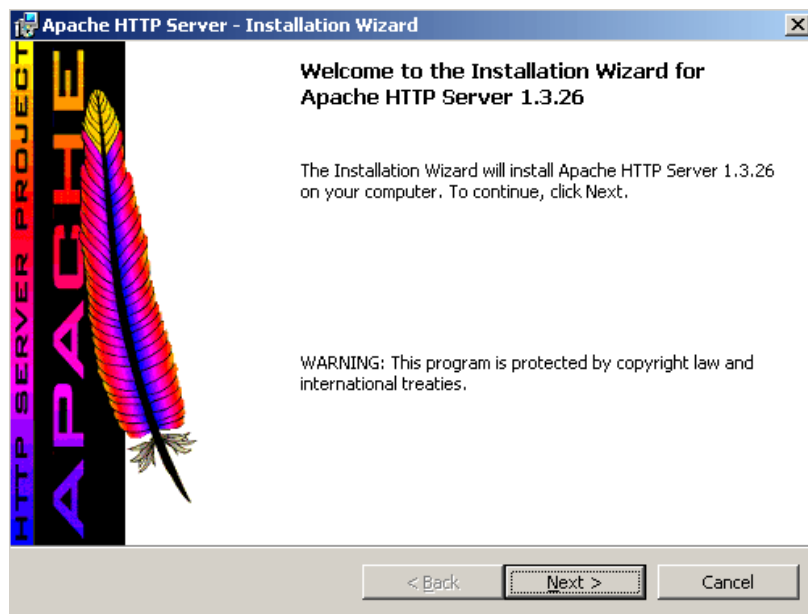
- Creating Virtual Hosts
- Virtual Host PHP Configuration
- Mapping IP addresses to host names
- Using the Zend Studio Project Management

<http://www.nyphp.org><http://apache.org><http://mysql.com><http://php.net>10/23/02



Installing Apache

- .msi File (Windows Installer Package)



<http://www.nyphp.org><http://apache.org><http://mysql.com><http://php.net>10/23/02



Installing Apache (cont.)

Apache HTTP Server - Installation Wizard

Server Information

Please enter your server's information.

Network Domain (e.g. somenet.com):
localhost

Server Name (e.g. www.somenet.com):
localhost

Administrator's Email Address (e.g. webmaster@somenet.com):
daniel@localhost

Install Apache HTTP Server programs and shortcuts to:

Run as a service for **A**ll Users -- Recommended

Run when started manually, only for **m**e (Julie)

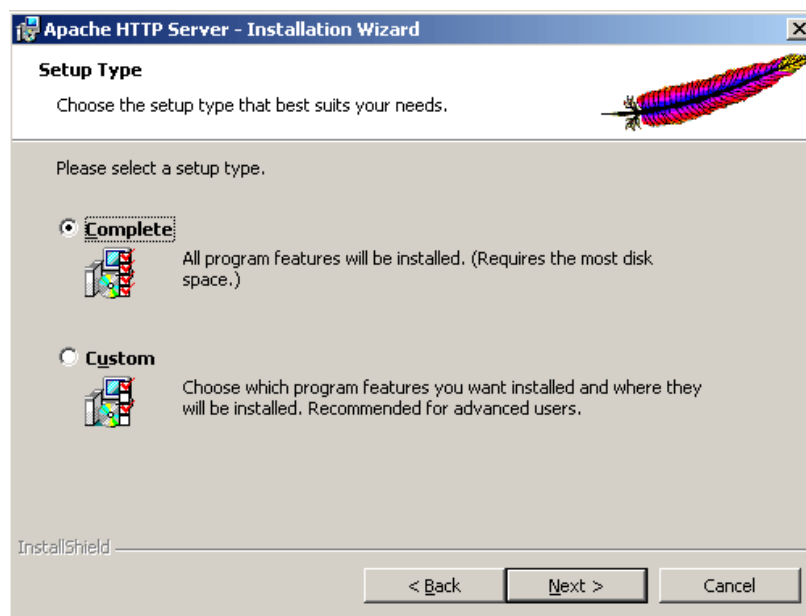
InstallShield

< Back Next > Cancel

<http://www.nyphp.org><http://apache.org><http://mysql.com><http://php.net>10/23/02

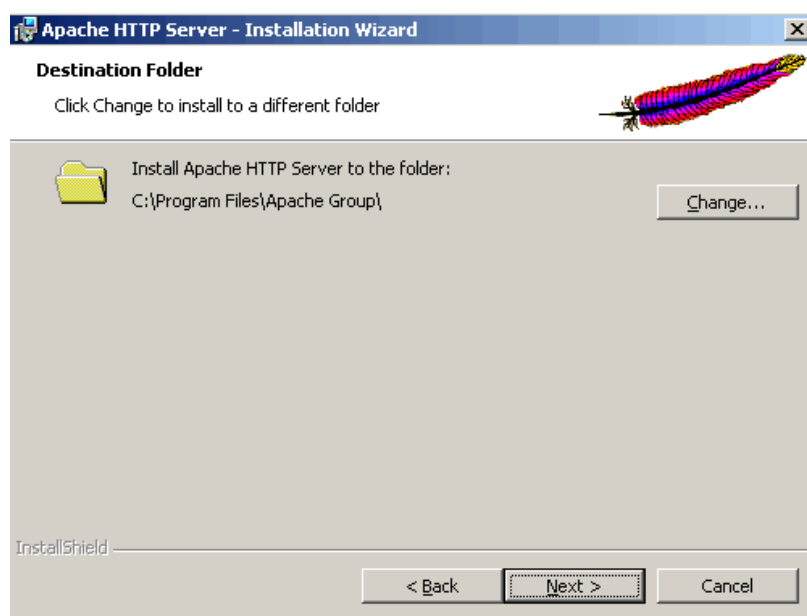


Installing Apache (cont.)



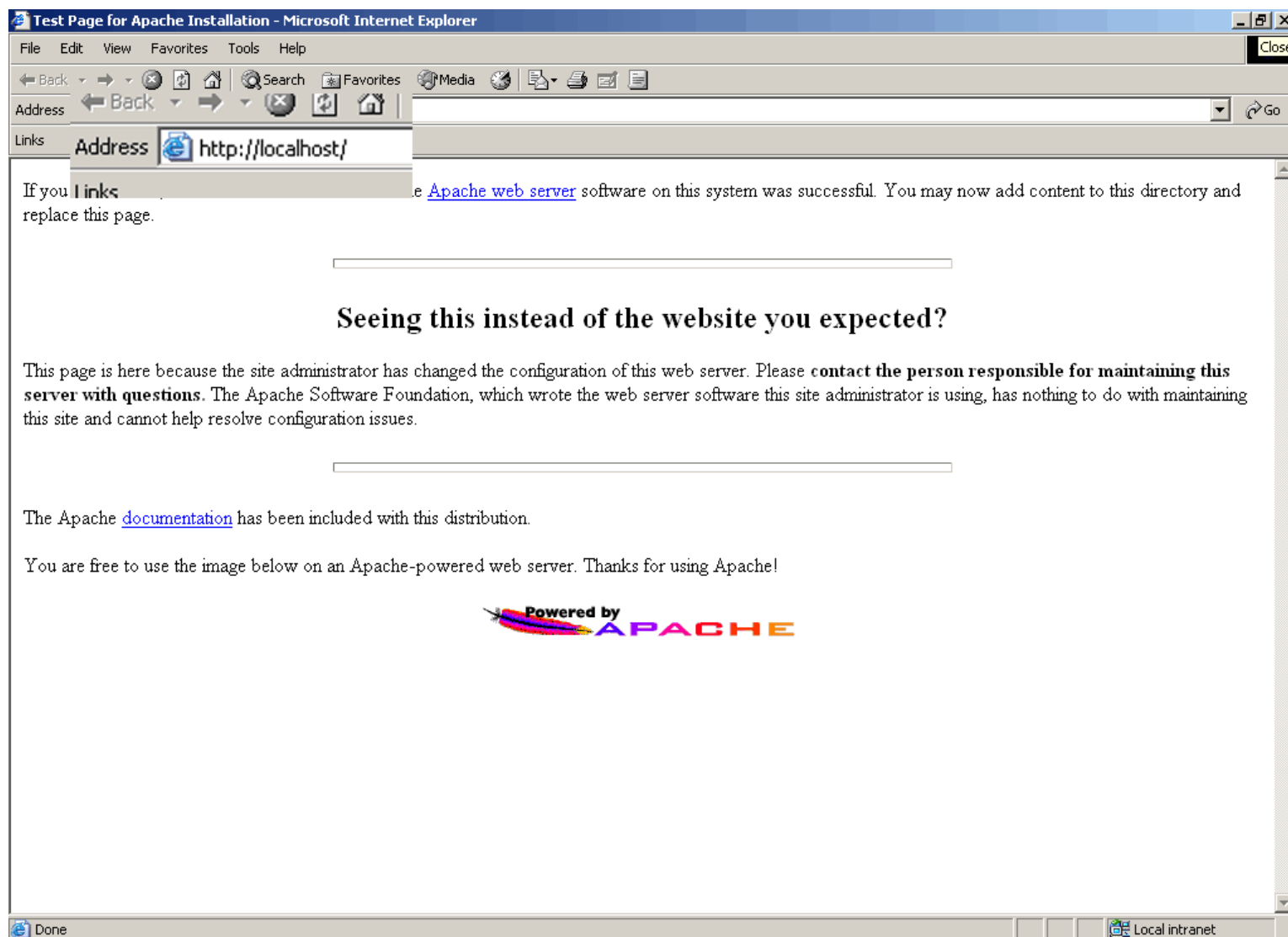
<http://www.nyphp.org><http://apache.org><http://mysql.com><http://php.net>10/23/02

Installing Apache (cont.)



<http://www.nyphp.org><http://apache.org><http://mysql.com><http://php.net>10/23/02

Installing Apache (cont.)



<http://www.nyphp.org><http://apache.org><http://mysql.com><http://php.net>10/23/02



1

2

3

4

5

6

7

8

9

10

11

12

13

14

15

16

17

18



18

19



Installing PHP

- Download .ZIP file from PHP.net or Zend.com
- Unzip to C:\PHP
- Copy file php4ts.dll to c:\winnt\system32\
 - extension_dir = "c:\php"
- Copy file php.ini-recommended to c:\winnt\php.ini
- Edit php.ini by adding the line:
 - extension_dir = "c:\php"
- Edit httpd.conf file by adding the lines:
 - LoadModule php4_module c:/php/sapi/php4apache.dll
 - AddModule mod_php4.c
 - AddType application/x-httpd-php .php

<http://www.nyphp.org><http://apache.org><http://mysql.com><http://php.net>10/23/02



Installing PHP (cont.)

- `phpinfo();`

<http://www.nyphp.org><http://apache.org><http://mysql.com><http://php.net>10/23/02




Installing PHP (cont.)

phpinfo() - Microsoft Internet Explorer

File Edit View Favorites Tools Help


Address <http://localhost/info.php>

Links

PHP Version 4.2.3 

System	Windows NT 5.0 build 2195
Build Date	Sep 6 2002 10:38:51
Server API	Apache
Virtual Directory Support	enabled
Configuration File (php.ini) Path	C:\WINNT\php.ini
Debug Build	no
Thread Safety	enabled

This program makes use of the Zend Scripting Language Engine:
 Zend Engine v1.2.0, Copyright (c) 1998-2002 Zend Technologies



<http://www.nyphp.org><http://apache.org><http://mysql.com><http://php.net>10/23/02



Installing Zend Studio

- Details and trial available at Zend
- NYPHP members get **50%** discount!
- Client:
 - IDE and local debugging
- Server:
 - Apache, PHP and remote debugging

<http://www.nyphp.org><http://apache.org><http://mysql.com><http://php.net>10/23/02



1

2

3

4

5

6

7

8

9

10

11

12

13

14

15

16



18

19



Installing Zend Studio (cont.)

- Server Options

- Apache
- Use existing PHP setup
- Detection of PHP version from a PHP binary
- Allow access from other hosts:
 - No
- Enable register_globals:
 - No

ZendStudioServer-2.5.0c-Windows-i386.exe

<http://www.nyphp.org><http://apache.org><http://mysql.com><http://php.net>10/23/02



1

2

3

4

5

6

7

8

9

10

11

12

13

14

15

16



18

19

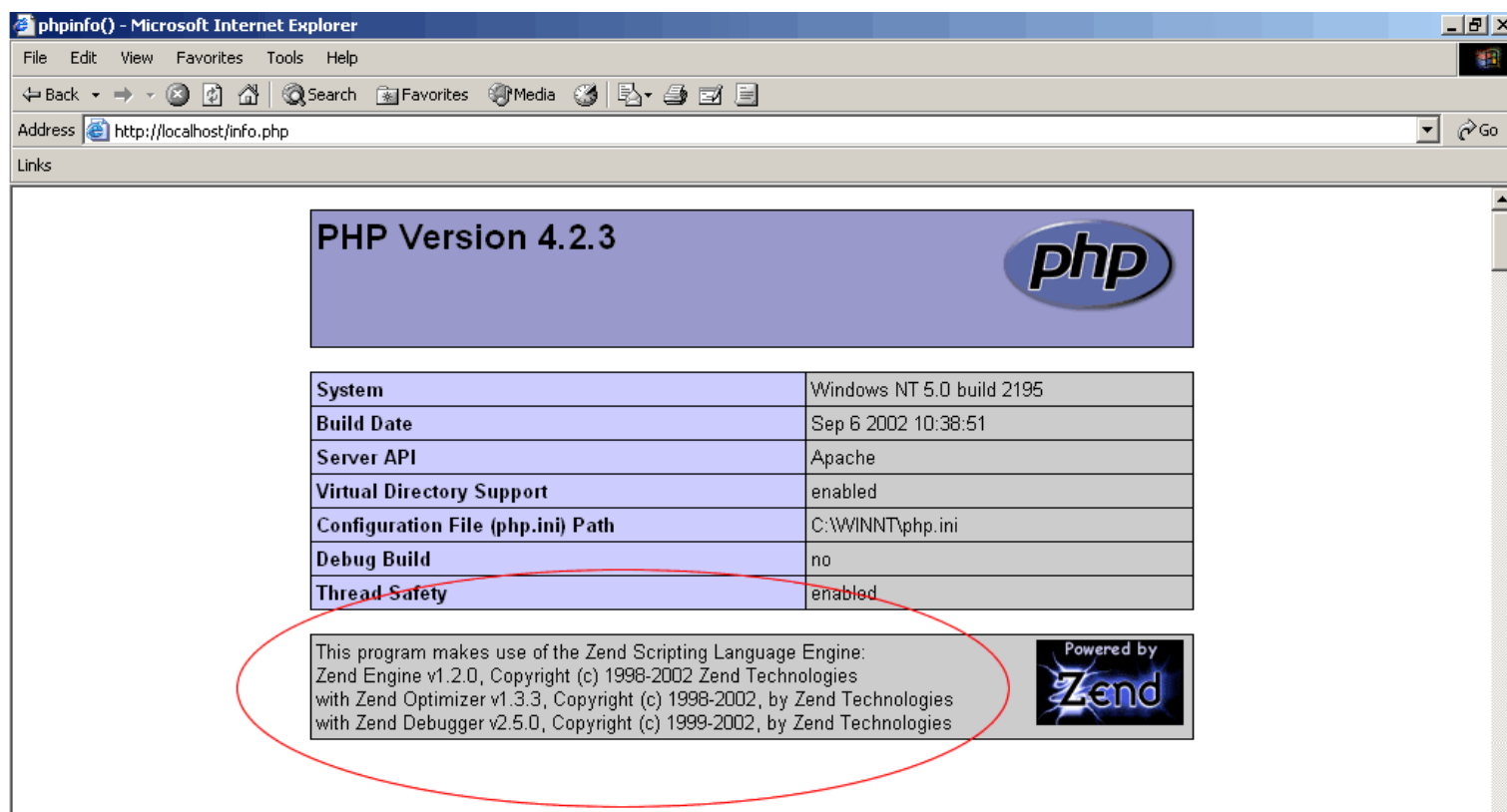


Installing Zend Studio (cont.)

- `phpinfo();`

<http://www.nyphp.org><http://apache.org><http://mysql.com><http://php.net>10/23/02

Installing Zend Studio (cont.)




phpinfo() - Microsoft Internet Explorer

File Edit View Favorites Tools Help

Back Forward Stop Home Search Favorites Media Print


Address <http://localhost/info.php> Go

Links

PHP Version 4.2.3 

System	Windows NT 5.0 build 2195
Build Date	Sep 6 2002 10:38:51
Server API	Apache
Virtual Directory Support	enabled
Configuration File (php.ini) Path	C:\WINNT\php.ini
Debug Build	no
Thread Safety	enabled

This program makes use of the Zend Scripting Language Engine:
Zend Engine v1.2.0, Copyright (c) 1998-2002 Zend Technologies
with Zend Optimizer v1.3.3, Copyright (c) 1998-2002, by Zend Technologies
with Zend Debugger v2.5.0, Copyright (c) 1999-2002, by Zend Technologies

Powered by 

<http://www.nyphp.org><http://apache.org><http://mysql.com><http://php.net>10/23/02



Installing Zend Studio (cont.)

- Client Options
 - Zend Studio Server address: localhost

ZendStudio-2_5_0.exe

<http://www.nyphp.org><http://apache.org><http://mysql.com><http://php.net>10/23/02



1

2

3

4

5

6

7

8

9

10

11

12

13

14

15

16



18

19



Installing MySQL

- Run SETUP.EXE
- Choose typical setup
- Start > Run > c:\mysql\bin\winmysqladmin.exe
- Start > Run > cmd
- cd c:\mysql\bin
- mysql

<http://www.nyphp.org><http://apache.org><http://mysql.com><http://php.net>10/23/02



1

2

3

4

5

6

7

8

9

10

11

12

13

14

15

16



18

19



Creating Virtual Hosts

- In `httpd.conf`:

```
<VirtualHost *>
    DocumentRoot
"c:\sites\nyphp.localhost"
    ServerName nyphp.localhost
</VirtualHost>
```

<http://www.nyphp.org><http://apache.org><http://mysql.com><http://php.net>10/23/02



1

2

3

4

5

6

7

8

9

10

11

12

13

14

15

16

17

18

19

18

19



Creating Virtual Hosts (cont.)

- Create directory in file system
- Edit C:\WINNT\system32\drivers\etc\host
- Restart Apache and close all browsers
- <http://nyphp.localhost/> (oops)
- Update DirectoryIndex in httpd.conf
- Restart Apache

<http://www.nyphp.org><http://apache.org><http://mysql.com><http://php.net>10/23/02



Creating Virtual Hosts (cont.)

```
<VirtualHost *>
    DocumentRoot
"c:\sites\foo.localhost"
    ServerName foo.localhost
    php_value auto_prepend_file
"c:\sites\foo.localhost\prepend.inc"
</VirtualHost>
```

```
<VirtualHost *>
    DocumentRoot
"c:\sites\bar.localhost"
    ServerName bar.localhost
</VirtualHost>
```

<http://www.nyphp.org><http://apache.org><http://mysql.com><http://php.net>10/23/02